

### CONGRESS STATISTICS

**8,225**

Registered Attendees

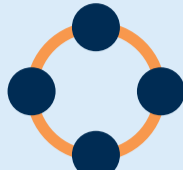


**2.5**

Virtual Congress  
**DAYS**

**4**

Concurrent Channels



**50**

Virtual Sessions

“Excellent, insightful and informative presentations from all. Thank you very much”



**10**

CME Credits

### INTERACTIVE

**1,082**

Audience Questions Submitted During Sessions

**924**

Engaged in Live Chat feature

**185**

Session Poll Responses

“Outstanding effort and outcome for EURETINA 2020”

### COUNTRIES REPRESENTED BY DELEGATES

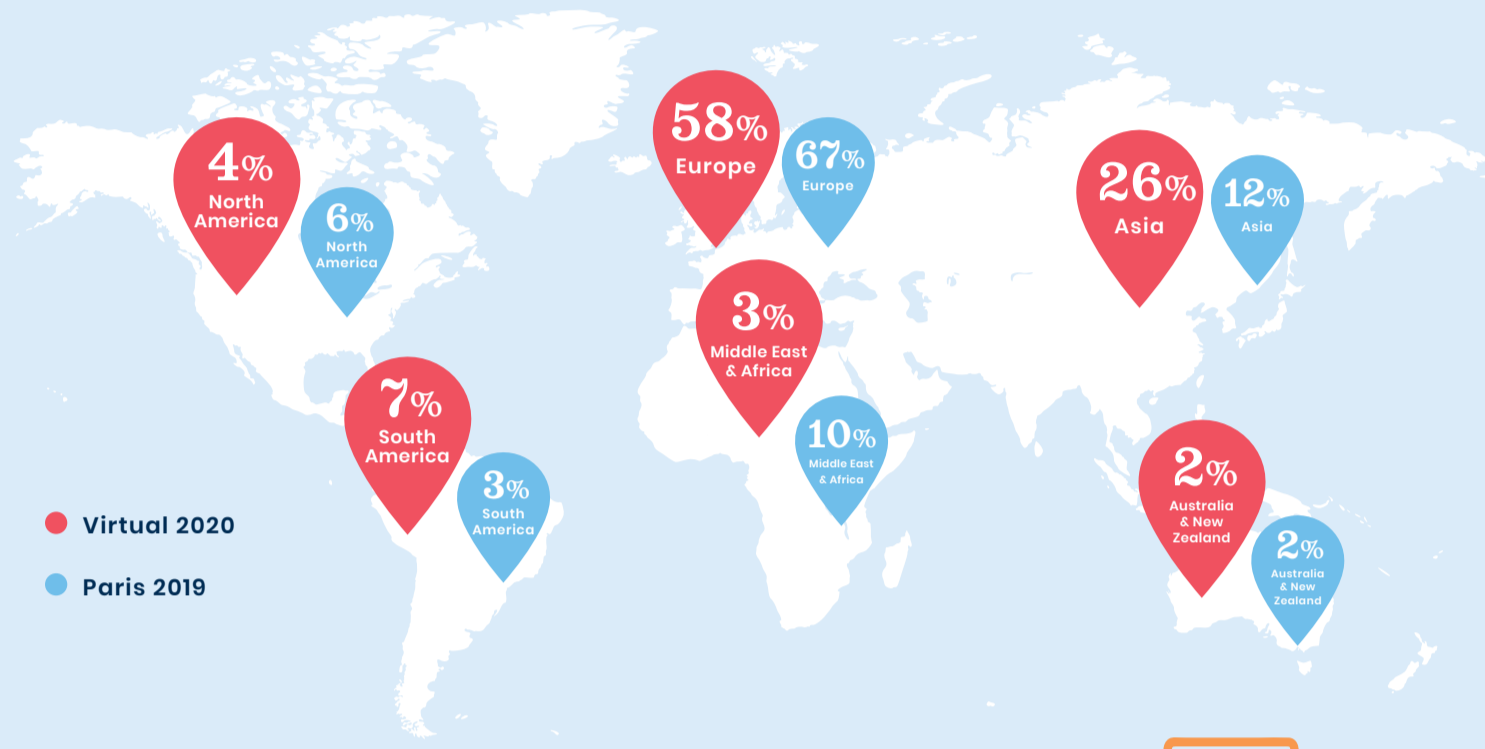
Virtual 2020 vs. Paris 2019

**114**

Countries represented at EURETINA 2020 Virtual

**117**

Countries represented at EURETINA 2019 Paris



#### VIRTUAL 2020

Top 10 delegate countries:

- Spain
- United Kingdom
- China
- Turkey
- Germany
- Brazil
- Switzerland
- Portugal
- Netherlands
- Italy

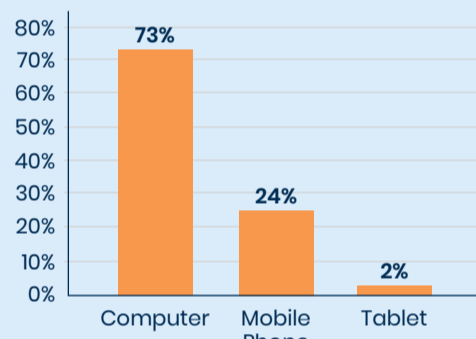
#### PARIS 2020

Top 10 delegate countries:

- United Kingdom
- Spain
- France
- Italy
- Switzerland
- Germany
- United States
- Turkey
- China
- Russian Federation

#### Device Type

Used by attendees



### SCIENTIFIC PROGRAMME

**285**

Total Oral presentations



**212**

Total Presenters

**15**

EURETINA Sessions

**19**

Symposia

**14**

Instructional Courses

**547**

Free Papers

**570**

Posters

**83**

Videos



#### MOST POPULAR Live-Streamed Sessions

Live Views

- EURETINA Session 7:** Retinal Vascular Diseases' **1339**
- Keynote Lecture:** EURETINA Lecture **1321**
- EURETINA Session 1:** The EURETINA Guidelines for the Management of Retinal Disease: The Next Steps **1293**
- EURETINA Session 8:** Uveitis/Endophthalmitis **1286**
- Keynote Lecture:** Kreissig Lecture **1237**

**15**

Industry Sponsored Symposia



**15,826**

Live-stream Viewers



2 Independent Medical Education (IME) Symposia supported by 3 Industry Partners

**4,589**

Total visits to networking lounges

“Virtual format seems superior for good discussion”

### EXHIBITION

“I like the virtual meeting – it is time saving, economic for the participant, good for the family and good for the environment!”



**32**

Exhibition Booths

EURETINA Resource Centre had

**3,058**

unique visits

**673**

Average number of visits per booth

**21,556**

Total number of unique booth visits

### DELEGATE FEEDBACK & SOCIAL MEDIA

**95%**

rated the quality of presentations

GOOD-EXCELLENT



#### INSTAGRAM

**8,612**

Engagements

**74,863**

Impressions



#### FACEBOOK

**43,135**

Engagements

**610,926**

Impressions

**97%**

rated the Virtual Congress as a

VALUABLE LEARNING EXPERIENCE



#### TWITTER

**633**

Engagements

**2.52m**

Impressions

**849** Tweets using the official Congress hashtag #EURETINA2020

“It was a marvellously run event, it worked tremendously well”

“Very interesting, very clear and innovative presentations”

Thank you for Supporting Euretina 2020 Virtual

Registration is still open & available on demand until the end of 2020